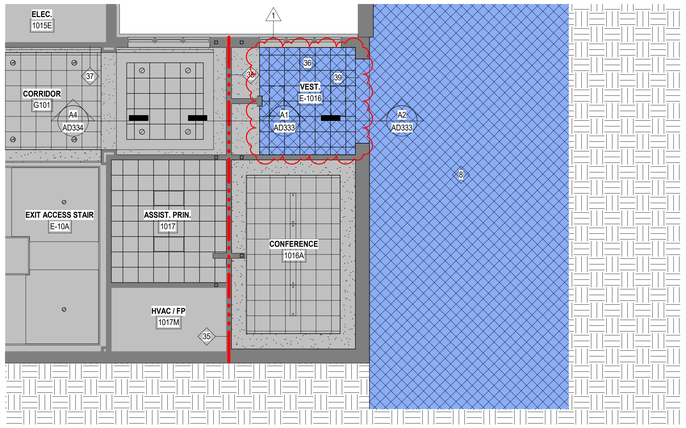

C2 AD111 **ENLARGED PARTIAL CEILING PLAN - DEMOLITION - LEVEL 1000**
1/8" = 1'-0"

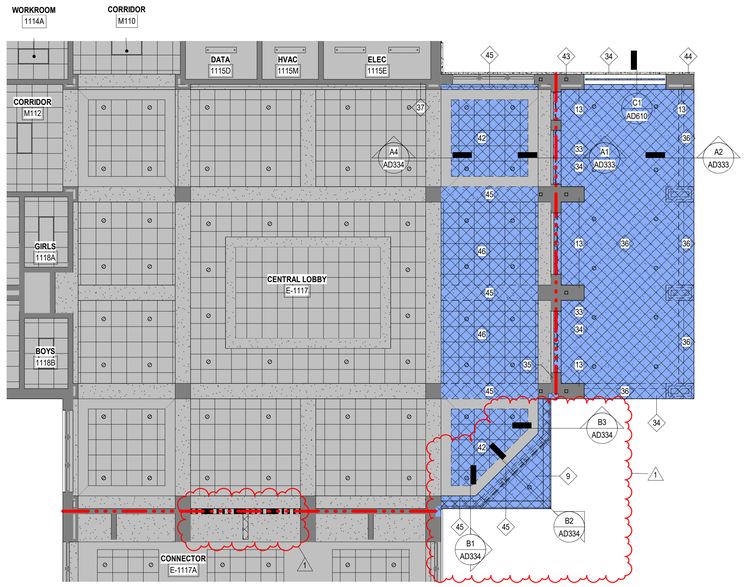

C4 AD111 **ENLARGED PARTIAL CEILING PLAN - DEMOLITION - LEVEL 1100**
1/8" = 1'-0"

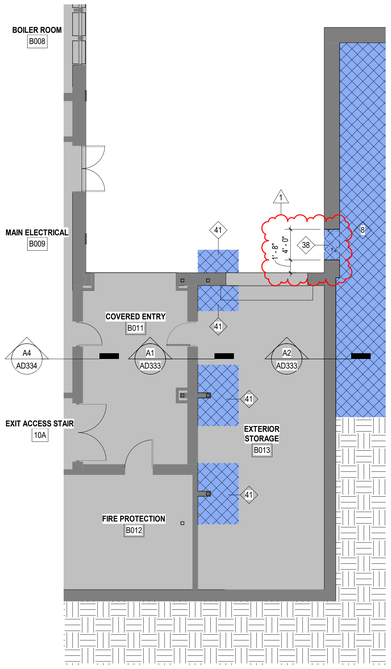

B1 AD111 **ENLARGED PARTIAL FLOOR PLAN - DEMOLITION - BASEMENT**
1/8" = 1'-0"

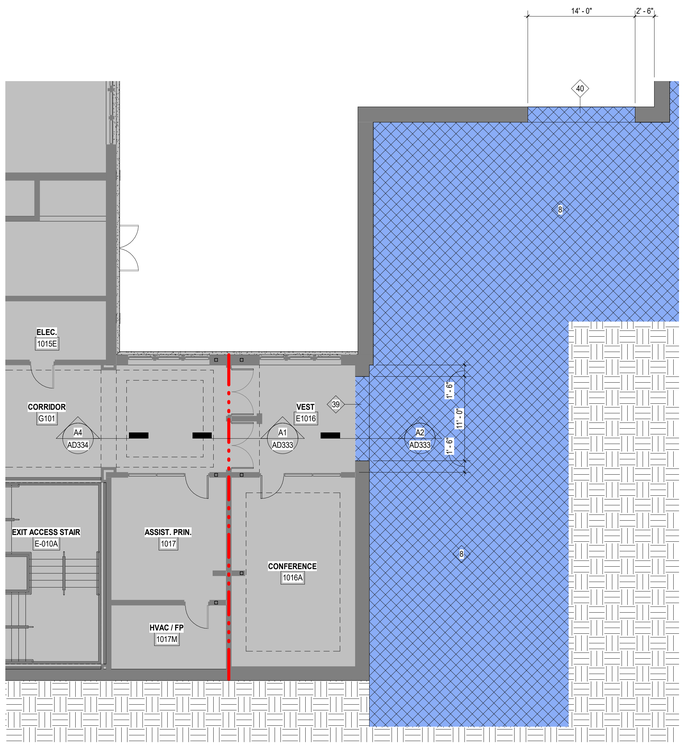

B2 AD111 **ENLARGED PARTIAL FLOOR PLAN - DEMOLITION - LEVEL 1000**
1/8" = 1'-0"

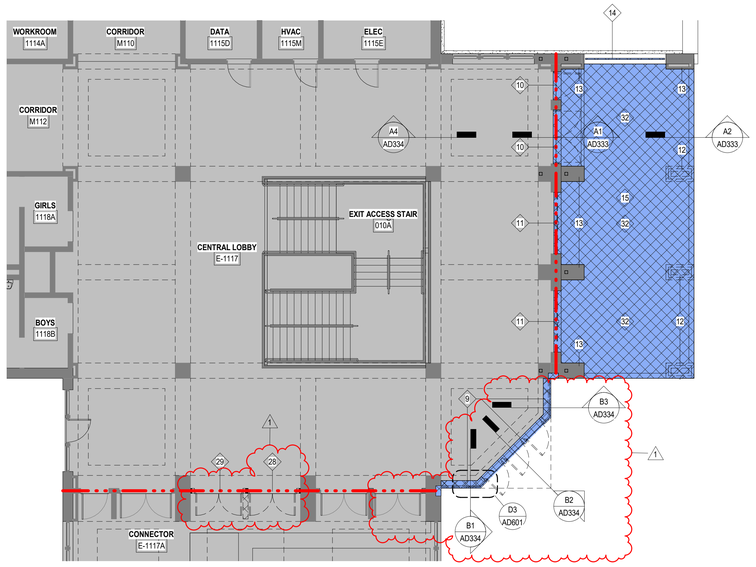

B4 AD111 **ENLARGED PARTIAL FLOOR PLAN - DEMOLITION - LEVEL 1100**
1/8" = 1'-0"

GENERAL DEMOLITION KEYNOTES

1. DEMOLISH TOTAL EXISTING BUILDING SHOWN HATCHED AND WALL SHOWN DASHED INCLUDING WALLS, FLOOR SLAB, DOORS, WINDOWS, CEILINGS, ROOF, PLUMBING FIXTURES AND ALL UTILITIES
2. AFTER DEMOLITION, WALL SURFACES SHALL BE SMOOTH AND FLUSH. ANY PROTRUSIONS AND/OR DEPRESSIONS NEED TO BE REMOVED OR FILLED. WALL SHOULD BE PREPPED FOR INSTALLATION OF EXTERIOR FINISH
3. REMOVE 1953 BUILDING TRENCHES
4. INFILL BELOW SLAB TRENCH OPENING WITH 8" CMU WITH LIQUID APPLIED DAMPPROOFING
5. REMOVE 1953 BUILDING TRENCH AND EXTERIOR WALL ABOVE SLAB. KEEP 1953 BELOW GRADE WALL CONSTRUCTION. INSTALL LIQUID APPLIED DAMMPROOFING ON WALL THAT REMAINS. COORDINATE WITH WALL SECTIONS ON AD331.
6. DEMOLISH CLERESTORY WINDOWS, METAL PANEL PILASTER, INTERIOR PLASTER AND WOOD SOFFIT AT MEDIA CENTER. KEEP UPPER ROOF AND SOFFIT CONSTRUCTION. COORDINATE WITH WALL SECTIONS ON AD330.
7. PREPARE GRADE IN THIS AREA FOR NEW CONCRETE SLAB. COORDINATE EXTENTS WITH NEW CONSTRUCTION AD120.
8. COORDINATE DEMOLITION EXTENT OF SOIL NAIL WALL WITH STRUCTURAL DRAWINGS.
9. DEMOLISH WALLS, DOORS, WINDOWS, SOFFIT, ETC. COORDINATE EXTENTS WITH NEW CONSTRUCTION.
10. DEMOLISH DOOR AND FRAME, COORDINATE EXTENTS WITH NEW CONSTRUCTION.
11. DEMOLISH WINDOW SYSTEM, COORDINATE EXTENTS WITH NEW CONSTRUCTION.
12. DEMOLISH BRICK PIERS, EXTERIOR WALLS ABOVE. INSTALL TEMPORARY WEATHER TIGHT CONSTRUCTION CAP ON TOP OF SHORTENED BRICK PIERS, SEE C4/AD610.
13. INSTALL TEMPORARY WEATHER TIGHT CAP ON TOP OF EXISTING BRICK PIERS AND BRICK VENEER, SEE B4 & C1/AD610
14. REMOVE GUARDRAIL FROM TOP OF WALL. REPAIR WALL AS NEEDED FOR NEW CONSTRUCTION.
15. DEMOLISH EXISTING PEDESTAL PAVER SYSTEM, INSULATION, WATERPROOFING AND SOFFIT MATERIALS. PREPARE AREA FOR INSTALLATION OF NEW CONSTRUCTION.
16. DEMOLISH BRICK AND CMU DUMPSTER ENCLOSURE, CONCRETE PAD, BOLLARDS, ETC.
17. DEMOLISH EXISTING RADIO TOWER EQUIPMENT, CONCRETE PAN AND FOUNDATIONS
18. DEMOLISH SHADED PORTION OF RETAINING WALL. COORDINATE EXTENT WITH CIVIL DRAWINGS AND NEW CONSTRUCTION.
19. REMOVE AND SALVAGE EXISTING GREENHOUSE FRAMING, PLASTIC AND EQUIPMENT AND TURN EVERYTHING OVER TO THE OWNER. TERMINATE ALL UTILITIES (GAS, ELECTRIC, WATER, ETC.).
20. REMOVE BYRNES HIGH SCHOOL MEDALION/LETTERS AND ANCHORING DEVICES AND RETURN TO OWNER.
21. REMOVE EXIT SIGN FROM ABOVE DOOR
22. COORDINATE ROOF MEMBRANE DEMOLITION WITH NEW GRAVEL STOPS DETAILS INDICATED ON B1/AD130.
23. COORDINATE ROOF MEMBRANE DEMOLITION WITH NEW PARAPET CAP DETAILS INDICATED ON B1-AD130.
24. REPAIR EXISTING GRAVEL STOP AS NEEDED TO PROTECT EXISTING BUILDING
25. REPAIR/MAINTAIN ROOF CRICKETS TO HAVE ROOF DRAINAGE TO EXISTING ROOF DRAINS
26. REMOVE EXISTING DOORS AND HARDWARE. REPAIR AND PATCH ALL HOLES IN FRAME AND PAINT
27. DEMOLISH COOLING TOWER, CONCRETE PAD, FENCING, MASONRY WALL, ETC. COORDINATE WITH MECHANICAL AND CIVIL DRAWINGS
28. REMOVE DOORS, FRAME AND WALL AS NEEDED. SALVAGE DOORS FOR REUSE AND REPLACE FRAME. INSTALL NEW FRAME AND INSTALL SALVAGED DOORS. COORDINATE WITH DEMOLITION - NEW CONSTRUCTION DRAWINGS (AD120). REMOVE AND REINSTALL DOOR AND FRAME IN ORIGINAL POSITION WHEN PHASE 2 CONSTRUCTION IS COMPLETE.
29. REMOVE DOOR, FRAME AND WALL AS NEEDED. SALVAGE AND STORE DOOR AND FRAME. REINSTALL FRAME IN SAME LOCATION AFTER PHASE 2 CONSTRUCTION IS COMPLETE.
30. DEMO AND PREPARE AREA FOR TRENCHING/UTILITY INSTALLATION. COORDINATE WITH CIVIL, MECHANICAL, PLUMBING AND ELECTRICAL DRAWINGS.
31. COORDINATE SITE, PAVEMENT AND UTILITY DEMOLITION IN COURTYARD WITH CIVIL DRAWINGS.
32. DEMOLISH EXISTING FLOOR DRAIN AND HORIZONTAL DRAIN LINES TO VERTICAL DRAIN AND CAP.
33. DEMOLISH EXISTING ROOF DRAIN AND HORIZONTAL DRAIN LINE TO VERICAL DRAIN AND CAP.
34. DEMOLISH EXISTING OVERFLOW DRAIN, HORIZONTAL DRAIN LINE AND COW'S TONGUE DRAIN. PATCH THE WALL THAT REMAINS TO MATCH ADJACENT CONSTRUCTION.
35. PATCH OPENINGS CREATED BY ROOF DRAIN, FLOOR DRAIN AND OVERFLOW DRAIN DEMOLITION IN 3-HOUR WALL TO MAINTAIN RATED CONSTRUCTION PER U.L. APPROVED DESIGN.
36. DEMOLISH CEILING, LIGHTS, SOFFITS, LINTELS, ETC.
37. PATCH OPENINGS CREATED BY ROOF DRAIN. FLOOR DRAIN AND OVERFLOW DRAIN DEMOLITION TO MATCH ADJACENT CONSTRUCTION AND RATINGS.
38. PROVIDE A 4'-0" w. x 8'-0" h. OPENING IN EXISTING CONCRETE RETAINING WALL FOR NEW DOOR INTO FUTURE EXIT STAIR. COORDINATE WITH STRUCTURAL DRAWING SD101.
39. PROVIDE A 11'-0" w. x 12'-0" h. OPENING IN EXISTING CONCRETE RETAINING WALL, SEE A2 & A4/AD333. COORDINATE WITH STRUCTURAL DRAWING SD101.
40. PROVIDE A 14'-0" w. x 6'-8" h. OPENING IN EXISTING CONCRETE RETAINING WALL FOR NEW WINDOW (SILL IS 2'-0" AFF AND HEAD IS 8'-8" AFF) COORDINATE WITH STRUCTURAL DRAWING SD101.
41. CUT CONCRETE SLAB (4'-0" MIN. FROM COLUMN CENTERLINES) FOR FUTURE FOUNDATION MODIFICATIONS (INSTALLATION OF HELICAL PIERS). COORDINATE WITH STRUCTURAL DRAWINGS.
42. DEMOLISH/SALVAGE EXISTING FLOATING METAL CEILING SYSTEM, LIGHT FIXTURES AND CEILING MOUNTED EQUIPMENT. THESE ELEMENTS WILL NEED TO BE REPLACED/REINSTALLED AT END OF PHASE 2 CONSTRUCTION.
43. DEMOLISH WALL AT COLUMN AS NEEDED TO MAKE NEW COLUMN TO EXISTING COLUMN, COORDINATE REQUIREMENTS AND EXTENTS WITH STRUCTURAL DRAWINGS.
44. DEMOLISH PRECAST CONCRETE PROJECTION AS NEEDED TO INSTALL FUTURE EXPANSION JOINT AND FUTURE WALL.
45. DEMOLISH EXISTING GYP BOARD SOFFIT AND STUD FRAMING AS NEEDED TO INSTALL NEW 1-HOUR WALL. COORDINATE WITH AD-121. THE SOFFIT WILL NEED TO BE REPLACED/REINSTALLED AT END OF PHASE 2 CONSTRUCTION.
46. DEMOLISH/SALVAGE EXISTING ACOUSTICAL CEILING, GRID SYSTEM, LIGHT FIXTURES AND CEILING MOUNTED EQUIPMENT AS NEEDED TO INSTALL NEW 1-HOUR WALL. COORDINATE WITH AD-121. THESE ELEMENTS WILL NEED TO BE REPLACED/REINSTALLED AT END OF PHASE 2 CONSTRUCTION.
47. SEE HVAC DRAWINGS FOR DEMOLITION IN THIS ROOM

DEMOLITION LEGEND

- EXISTING BUILDING TO REMAIN
- GENERAL CONTRACTOR TO DEMOLISH EXISTING BUILDING IN AREAS INDICATED BY HATCH. WHERE A WALL TO BE REMOVED ABUTS AN EXISTING WALL THAT REMAINS, CLEAN MORTAR FROM EXISTING WALL. REMOVE ALL ANCHORS AND SUPPORTS AND REPLACE ANY MASONRY UNITS THAT ARE DAMAGED. POINT UP ALL JOINTS SO THAT FINISHED WALL DOES NOT SHOW EVIDENCE OF OLD JOINT. DO NOT REMOVE WALLS AT BORDER OF HATCH.
- LOCATION OF EXISTING 3-HR AND/OR 4-HR FIREWALLS

GENERAL DEMOLITION NOTES

1. GENERAL CONTRACTOR TO REPORT DISCOVERY OF ANY ASBESTOS RELATED MATERIAL TO ARCHITECT. ASBESTOS REMOVAL IS NOT WITHIN THE SCOPE OF THIS CONTRACT.
2. REVIEW AND COORDINATE STRUCTURAL, PLUMBING, MECHANICAL AND ELECTRICAL DEMOLITION DRAWINGS FOR EXTENT OF DEMOLITION.
3. GENERAL CONTRACTOR SHALL FIELD VERIFY ALL EXISTING CONDITIONS AND DEMOLITION ITEMS. THE EXTENT OF DEMOLITION IS NOT LIMITED TO THE ITEMS LISTED. PRIOR TO BIDDING AND COMMENCING ANY WORK. THE EXTENT OF DEMOLITION IS NOT LIMITED TO THE ITEMS LISTED. REPORT ANY DISCREPANCIES IN EXISTING CONDITIONS TO THE ARCHITECT PRIOR TO DEMOLITION. WORK INCLUDES REMOVAL AND LEGAL DISPOSAL OF ALL EXISTING CONSTRUCTION ITEMS THAT ARE NOT UTILIZED IN THE FINISH CONSTRUCTION PROJECT. REMOVE ALL ITEMS SPECIFICALLY INDICATED IN THE DRAWINGS AND ITEMS WHICH ARE NECESSARY TO BE REMOVED IN ORDER TO FACILITATE THE NEW CONSTRUCTION.
4. PROTECT AND KEEP CLEAN THE OWNER'S EXISTING PROPERTY (EXISTING CARPETS, VCT, MILLWORK, ETC. NOT REMOVED AS PART OF THE DEMOLITION.
5. EXISTING AREAS DAMAGED BY CONSTRUCTION ACTIVITIES (I.E. NEW HVAC, ELECTRICAL, PLUMBING SYSTEMS) SHALL BE REPAIRED TO MATCH EXISTING CONDITIONS PRIOR TO DAMAGE. NEW FINISHES SHALL MATCH IN MATERIAL, COLOR, TEXTURE, AND PROFILE TO THE ADJACENT EXISTING CONDITIONS.
6. DESKS, CHAIRS, TABLES, PAPERS, POSTERS, BOOKS, MAPS, FANS AND OTHER SUCH LOOSE EQUIPMENT, FURNISHINGS AND SUPPLIES SHALL BE REMOVED BY THE OWNER.
7. HATCHED AREAS IN THE DEMOLITION PLANS REPRESENT WALLS OR ITEMS TO BE DEMOLISHED. NO WORK TO OCCUR IN AREAS OUTSIDE OF THE BOUNDARY OF CONSTRUCTION NOR IN THE AREAS NOT HATCHED.
8. THESE DRAWINGS SHOW ITEMS TO BE DEMOLISHED FOR THIS PROJECT BEFORE THE START AND DURING PHASE 2 CONSTRUCTION. THE GENERAL CONTRACTOR WILL SCHEDULE/SEQUENCE WHEN THE DEMOLITION WILL OCCUR. DEPENDING ON THE SCHEDULE ADDITIONAL CONSTRUCTION MAY BE NEEDED TO OCCUR THAT IS NOT SHOWN IN THE DOCUMENTS THAT IS NEEDED TO PROTECT AND/OR SECURE THE EXISTING STRUCTURE.
9. A MEETING SHALL BE HELD, PRIOR TO THE COMMENCEMENT OF DEMOLITION WORK, BETWEEN THE ARCHITECT PROJECT MANAGER AND THE GENERAL CONTACTOR TO COORDINATE THE REMOVAL OF MATERIALS IN A MANNER THAT WILL NOT AFFECT THE OWNER'S ONGOING OPERATIONS THE LEAST.
10. THE GENERAL CONSTRACTOR SHALL NOTIFY THE OWNER A MINIMUM OF 72 HOURS PRIOR TO ANY DISRUPTION OF SERVICES INCLUDING LIFE SAFETY SYSTEMS. EXISTING LIFE SAFETY SYSTEMS SHALL BE MAINTAINED THROUGHOUT THE DURATION OF THE WORK.

KEY PLAN

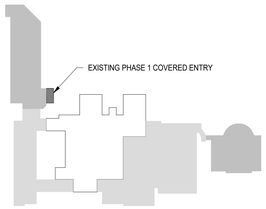

ALL DRAWINGS, SPECIFICATIONS AND COPIES THEREOF FURNISHED BY MCMILLAN PAZDAN SMITH ARCHITECTURE ARE AND SHALL REMAIN THE PROPERTY OF MCMILLAN PAZDAN SMITH ARCHITECTURE. THESE MATERIALS ARE TO BE USED ONLY WITH RESPECT TO THIS PROJECT AND NOT TO BE REPRODUCED, CHANGED OR DISTRIBUTED TO OTHERS WITHOUT WRITTEN PERMISSION OF MCMILLAN PAZDAN SMITH ARCHITECTURE. THESE MATERIALS ARE TO BE RETURNED OR SUITABLY ACCOUNTED FOR TO MCMILLAN PAZDAN SMITH ARCHITECTURE UPON COMPLETION OF THE PROJECT. ©MMXXVII MCMILLAN PAZDAN SMITH ARCHITECTURE COPYRIGHT 2019 MCMILLAN PAZDAN SMITH. ALL RIGHTS RESERVED

mcmillan pazdan smith
ARCHITECTURE

CONSULTANT LOGO

SEALS

SPARTANBURG SCHOOL DISTRICT FIVE

JAMES F. BYRNES HIGH SCHOOL
PHASE 2 DEMOLITION

150 E. MAIN STREET
DUNCAN, SC 29334

SHEET ISSUE:

NO.	DATE	DESCRIPTION	BY
0	04/22/22	IFC DEMOLITION	MLC
1	04/29/22	DEMO REVISIONS	MLC

PRINCIPAL IN CHARGE: MLC
PROJECT ARCHITECT: RPC
DRAWN BY: PS

SHEET TITLE:
PHASE 2 DEMOLITION - ENLARGED MISC. DEMOLITION PLANS

SHEET NO. AD111

PROJ. NO. 020420.00